

AmnioSense Test Instructions

Why do I need this test and when should it be used?

AmnioSense should be used after 36 weeks of pregnancy and whenever a doctor suspects a higher risk than normal of amniotic fluid leakage. The AmnioSense is recommended for both high-risk and normal pregnancies. The test can also identify whether you may have a vaginal infection which can be harmful to the baby if left untreated before delivery. Leaking amniotic fluid increases the risk of infection to both mother and baby and early detection can help to:

- Prevent complications or premature birth.
- Identify a possible membrane rupture, especially after amniocentesis.
- Confirm that your water has broken so that you arrive at the hospital in time for a safe delivery.

As you wait for your baby, the AmnioSense gives you a little extra peace of mind - when you need it most. Risk of amniotic fluid leak are higher than normal during the 48 hours after amniocentesis tests, or when encountering unexplained wetness, or among women with family history of premature membrane rupture.

Indications for Use

Simply attach the special panty liner to your underwear and get on with your day. Wait until you feel a fluid leak, remove the indicator strip from the panty liner, and check for a change in colour. If the indicator strip is stained blue or green, amniotic fluid may be leaking from your uterus, or you may have a vaginal infection. You should consult your doctor, midwife or go to the hospital without delay.

If the indicator strip stains blue or green and then fades back to yellow, or if the colour does not change at all, the fluid leak is probably urine, which is common during pregnancy. For further diagnosis and medical care, report or show the results to your doctor. This product is designed to detect leaking amniotic fluid and identify cause of wetness during pregnancy. It can be used from week 36 onwards and also after amniocentesis. Positive results should be notified to your midwife or doctor for further diagnosis and medical care.

Package Contents:

- seven panty liners
- seven plastic drying boxes
- instructions for use.

Conditions for Use

To ensure valid results, do not use the AmnioSense monitoring device if the answer to any of the following questions is YES:

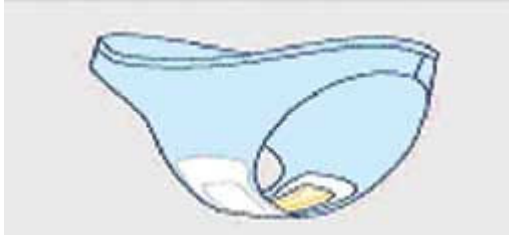
1. Is it less than 12 hours after sexual intercourse?
2. Is it less than 12 hours after vaginal douching?

AmnioSense is recommended for use by all women after 36 weeks pregnancy and after amniocentesis

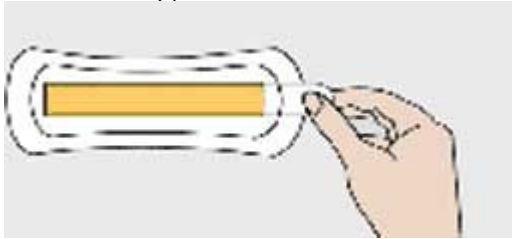
Carrying out the test:

1. Wash and dry your hands.
2. Remove the test panty liner (TPL) from the foil pouch. The TPL contains a removable pale yellow indicator strip.

3. Attach the TPL to your underwear with the loose tail forward. The pale yellow indicator strip should sit directly against your vagina. Wear the TPL as you would a normal panty liner up to 12 hours.



4. When you feel any wetness and the TPL is wet, prepare the enclosed plastic box.
5. Remove the indicator strip from the TPL by gently pulling the loose tail of the indicator strip, shown below.

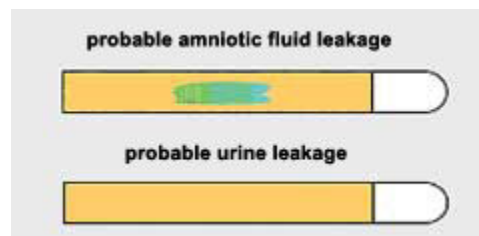


6. Lay the indicator strip on the white cloth in the open plastic box. Close the box. Dispose of the TPL in the normal waste.
7. Wait 10 minutes and check the colour of the indicator strip.

Reading your Results

After 10 minutes of drying, look at the colour of the indicator strip

If the indicator strip stained blue or green, the fluid leak is probably amniotic fluid. Consult your doctor or go to the hospital without delay.



Important:

The indicator strip may also turn blue or green if a vaginal infection is detected. If the indicator strip turns blue or green, always consult your doctor or midwife.

- If the indicator strip stained blue or green at the start but the colour faded back to yellow during the 10 minute waiting period, the indicator strip has been in contact with urine.
- If the indicator strip did not change colour, the fluid leak is not amniotic fluid and could be urine.

Showing the Indicator Strip to your midwife or doctor.

The colour change in cases of amniotic fluid leak is stable for more than 2 hours. If you intend to show the indicating result to your doctor, bring the closed plastic box containing the indicator strip to your doctor within 2 hours.